


FSX Series

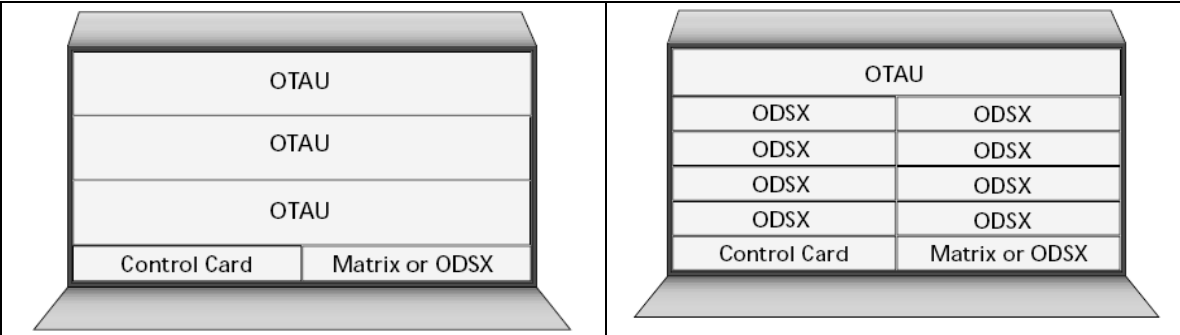
FSXpert Remote Test System Chassis

Adding value and intelligence to the network.

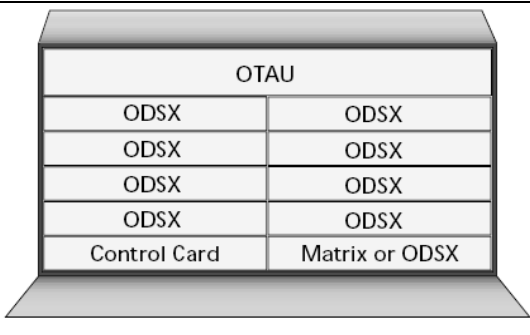
The FSXpert chassis provides power and communications through a backplane to the FSXpert modules. The chassis is available in several configurations. It can contain all iVAM modules, all OTAU switches or a combination of iVAM modules and OTAU switches.



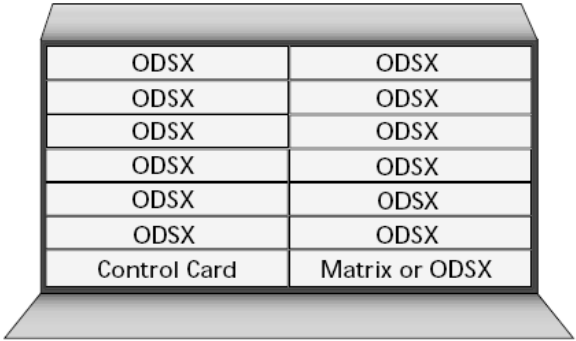
FSXpert Chassis



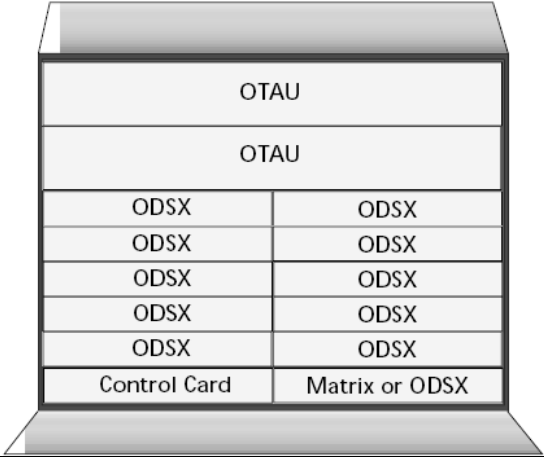
Catalog Number: FSX-CHAS-5U-2S-3Q
 Description: FSXpert chassis with three double-wide/double-high slots for OTAU; two single slots consisting of one single slot for a controller and one single slot for an FSXpert module.



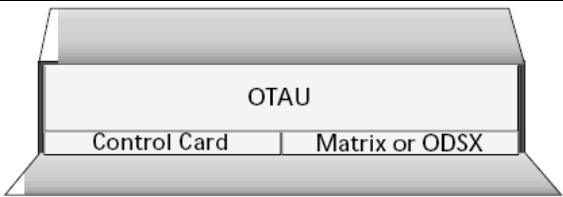
Catalog Number: FSX-CHAS-5U-10S-1Q
 Description: FSXpert chassis with one double-wide/double-high slot for an OTAU; ten single slots consisting of one single slot for a controller and nine single slots for FSXpert modules.



Catalog Number: FSX-CHAS-5U-14S
 Description: FSXpert chassis with 14 slots consisting of one single slot for a controller and 13 single slots for FSXpert modules.



Catalog Number: FSX-CHAS-8U-14S-2Q
 Description: FSXpert chassis with two double-wide/double-high slots for OTAU; 14 single slots consisting of one single slot for a controller and 13 single slots for FSXpert modules



Catalog Number: FSX-CHAS-3U-2S-1Q
 Description: FSXpert chassis with one double-wide/double-high slot for one OTAU; two single slots consisting of one single slot for a controller and one single slot for an FSXpert module.

Ordering Notes: All chassis include mounting brackets for installation into standard 19- or 23- inch racks. Power connectors are also included. Mounting brackets for 600 mm rack mounting are also available, but must be ordered separately. Vertical cable guides (VCGs) are optional and must be ordered separately.

Chassis Specifications

Environmental

Operating Temperature:	41°F to +104°F (5°C to +40°C)
Storage Temperature:	-40°F to +160°F (-40°C to +70°C)
Humidity:	5% to 95%, non-condensing

Power

Input Voltage:	-40 to -60 Vdc; -48 Vdc nominal (A and B Feed)
Input Current:	1.5 Amps maximum @ -48 Vdc
Input Power:	216 watts maximum per chassis

Physical Dimensions

3U Chassis	5.25" x 17.5" x 10.4" (13.34 x 44.45 x 26.42 cm)
5U Chassis	8.75" x 17.5" x 10.4" (22.23 x 44.45 x 26.42 cm)
8U Chassis	14" x 17.5" x 10.4" (35.56 x 44.45 x 26.42 cm)



North America
Corporate Headquarters
15550 Lightwave Drive
Clearwater, FL 33760, USA
Toll free: +1.877.442.DIGL
T: +1.727.442.6677
F: +1.727.442.5660

Europe/Middle East/Africa
Intl. Expansion Headquarters
Jebel Ali Free Zone
P.O. Box 261126
Dubai, U.A.E.
T: +971.4.3606013
F: +971.4.3606014

Asia/Pacific Rim
Asian Expansion Headquarters
10 Anson Road, #21-02
International Plaza
Singapore 079903
T: +65.9002.8093
F: +65.6729.3031

China
Expansion Office
Rm. 308A, Twr. B, He Qiao Bldg.
Guanghua Rd., Chao Yang Dist.
Beijing, China 100026
T: +8610.65815317
F: +8610.65815327

Latin America/Caribbean
Expansion Office
Saratoga 214, Col. Portales
Mexico City, DF
Mexico
T: +52.55.1353.4741
F: +1.727.442.5660